

 *CULTURE OF EXCELLENCE & ETHICS ASSESSMENT™*

School Culture Surveys

An Excellence with Integrity Institute Resource

Sample Elementary School





SUMMARY REPORT



2023-2024







Student and Staff Data Summary

Sample Elementary (2023-24)



A1. Student Safety and Well-Being			
1.1 Student Safety		3.16	⚠
		3.56	⚠
1.2 Staff Support for Student Safety and Well-Being		3.85	↑
		4.35	↑



2023-24 Students N = 196 
 2023-24 Staff N = 31 





Optimal performance: Maintain current focus and attention	Scores ≥ 4.5		✓
Approaching optimal performance: Build on current focus and attention	Scores ≥ 3.75 and < 4.5		↑
Area of opportunity: Intensify focus and attention	Scores ≥ 3 and < 3.75		⚠
Area of concern: Commit to intensive effort & focus on improvement	Scores < 3		✗

Student and Staff Data Summary

Sample Elementary (2023-24)



A2. Learning and Teaching for Excellence			
2.1 Learning for Excellence		3.16	⚠
		3.05	⚠
2.2 Teaching for Excellence		4.17	↑
		4.24	↑



2023-24 Students N = 196 
 2023-24 Staff N = 31 





Optimal performance: Maintain current focus and attention	Scores ≥ 4.5		✓
Approaching optimal performance: Build on current focus and attention	Scores ≥ 3.75 and < 4.5		↑
Area of opportunity: Intensify focus and attention	Scores ≥ 3 and < 3.75		⚠
Area of concern: Commit to intensive effort & focus on improvement	Scores < 3		✗

Student and Staff Data Summary

Sample Elementary (2023-24)




A3. Integrity, Responsibility, Citizenship			
3.1 Student Integrity, Responsibility, Citizenship		3.15	⚠
		3.38	⚠
3.2 Teaching for Integrity, Responsibility, Citizenship		3.93	↑
		4.43	↑




2023-24 Students N = 196 
 2023-24 Staff N = 31 


Optimal performance: Maintain current focus and attention	Scores ≥ 4.5		✓
Approaching optimal performance: Build on current focus and attention	Scores ≥ 3.75 and < 4.5		↑
Area of opportunity: Intensify focus and attention	Scores ≥ 3 and < 3.75		⚠
Area of concern: Commit to intensive effort & focus on improvement	Scores < 3		✗





Staff Data Summary

Sample Elementary (2023-24)

B. Staff Professional Capacity and Community			
4. Trust and Support		4.56	✓
5. Professional Growth and Collaboration		4.20	↑
6. Collective Responsibility for Goals and Objectives		4.33	↑

C. Community Connectedness and Partnership Perceived by Staff			
7. Communication and Participation		4.39	↑
8. Partnership for Student Learning		4.38	↑
9. Partnership for Student Social Development		4.25	↑

2023-24 Staff N = 31 

Optimal performance: Maintain current focus and attention	Scores ≥ 4.5		✓
Approaching optimal performance: Build on current focus and attention	Scores ≥ 3.75 and < 4.5		↑
Area of opportunity: Intensify focus and attention	Scores ≥ 3 and < 3.75		!
Area of concern: Commit to intensive effort & focus on improvement	Scores < 3		✗

Student and Staff Data Detail

Sample Elementary (2023-24)

A1. Student Safety and Well-Being

Item	2023-24 Students (N=196)	2023-24 Staff (N=31)	Score	Indicator
1.1 Student Safety			3.16	⚠
			3.56	⚠
25) Students feel safe around the school building and grounds.			3.76	↑
			4.47	↑
26) Students feel safe in the school bathrooms.			3.39	⚠
			4.30	↑
27) Students are mean or cruel to other students (reverse-coded).			2.82	✗
			2.90	✗
28) Students are bullied by other students on social media (reverse-coded).			3.17	⚠
			3.13	⚠
29) Students are physically threatened or harmed by other students (reverse-coded).			3.31	⚠
			3.70	⚠
30) Students are anxious about the challenges of school (reverse-coded).			2.51	✗
			2.87	✗

2023-24 Students N = 196

2023-24 Staff N = 31

Optimal performance: Maintain current focus and attention	Scores ≥ 4.5		✓
Approaching optimal performance: Build on current focus and attention	Scores ≥ 3.75 and < 4.5		↑
Area of opportunity: Intensify focus and attention	Scores ≥ 3 and < 3.75		⚠
Area of concern: Commit to intensive effort & focus on improvement	Scores < 3		✗

Sample Elementary (2023-24)

A2. Learning and Teaching for Excellence

2.1 Learning for Excellence









		3.16	⚠
		3.05	⚠
1) Students complete their homework with care and on time.		3.45	⚠
		3.13	⚠
2) Students often spend their time doing what they want to do, instead of what they should be doing (reverse-coded).		2.38	✗
		3.00	⚠
3) Students put off doing things they don't like to do (reverse-coded).		2.84	✗
		2.29	✗
4) Students do just enough to get by on their schoolwork (reverse-coded).		2.63	✗
		2.48	✗
5) Students are open to learning new topics and skills.		3.79	↑
		4.23	↑
6) Students take pride in doing their school work well.		3.30	⚠
		3.48	⚠
7) Students show a can-do attitude when faced with a new challenge.		3.35	⚠
		3.10	⚠
8) Students need adults to constantly remind them to do what they are supposed to do (reverse-coded).		2.49	✗
		2.10	✗
9) Students work hard to improve on things they are not good at.		3.63	⚠
		3.26	⚠
10) Students take initiative to get things done without being asked or reminded.		3.04	⚠
		2.97	✗
11) Students continue to put in the effort, even when results don't come quickly or easily.		3.55	⚠
		2.97	✗
12) Students are open to suggestions for improvement when they make mistakes or struggle.		3.53	⚠
		3.71	⚠

2023-24 Students N = 196



2023-24 Staff N = 31



Optimal performance: Maintain current focus and attention	Scores ≥ 4.5		
Approaching optimal performance: Build on current focus and attention	Scores ≥ 3.75 and < 4.5		
Area of opportunity: Intensify focus and attention	Scores ≥ 3 and < 3.75		
Area of concern: Commit to intensive effort & focus on improvement	Scores < 3		

Sample Elementary (2023-24)

B. Staff Professional Capacity and Community

5. Professional Growth and Collaboration

b4) Building administrators are committed to the professional development of faculty and staff.



4.60



b5) Faculty and staff regularly study and discuss the research and practice of high quality teaching.



4.30



b6) Faculty and staff regularly observe and critique each other's work.



3.60



b7) Faculty and staff engage in continuous self-development.



4.23



b8) Faculty and staff work together to improve the quality of their teaching.



4.37



b9) Faculty and staff regularly discuss school discipline policies.



4.00



b10) Faculty and staff study and discuss strategies for developing positive school culture.



4.30



b11) Faculty and staff study and discuss strategies for social-emotional learning/character development.



4.20



2023-24 Staff N = 31



Optimal performance:
Maintain current focus and attention

Scores ≥ 4.5



Approaching optimal performance:
Build on current focus and attention

Scores ≥ 3.75 and < 4.5



Area of opportunity:
Intensify focus and attention

Scores ≥ 3 and < 3.75














Area of concern:
Commit to intensive effort & focus on improvement









Scores < 3



Sample Elementary (2023-24)

C. Community Connectedness and Partnership Perceived by Staff		
7. Communication and Participation		4.39 
c1) The school engages parents in the life of the school.		4.47 
c2) The school provides consistent and timely communication to parents.		4.63 
c3) The school invites parents to participate in school committees such as curriculum, budgets, and school improvement.		4.17 
c4) The school helps parents find services in the community to support student needs.		4.31 

2023-24 Staff N = 31 

Optimal performance: Maintain current focus and attention	Scores ≥ 4.5	 
Approaching optimal performance: Build on current focus and attention	Scores ≥ 3.75 and < 4.5	 
Area of opportunity: Intensify focus and attention	Scores ≥ 3 and < 3.75	 
Area of concern: Commit to intensive effort & focus on improvement	Scores < 3	 

 *CULTURE OF EXCELLENCE & ETHICS ASSESSMENT™*

School Culture Surveys

An Excellence with Integrity Institute Resource



Excellence with Integrity™
I N S T I T U T E

216 Fayette St, Suite 1, Manlius NY, 13104 • Phone: 315.692.8054 • Fax: 315.692.8091

www.ewii.org